



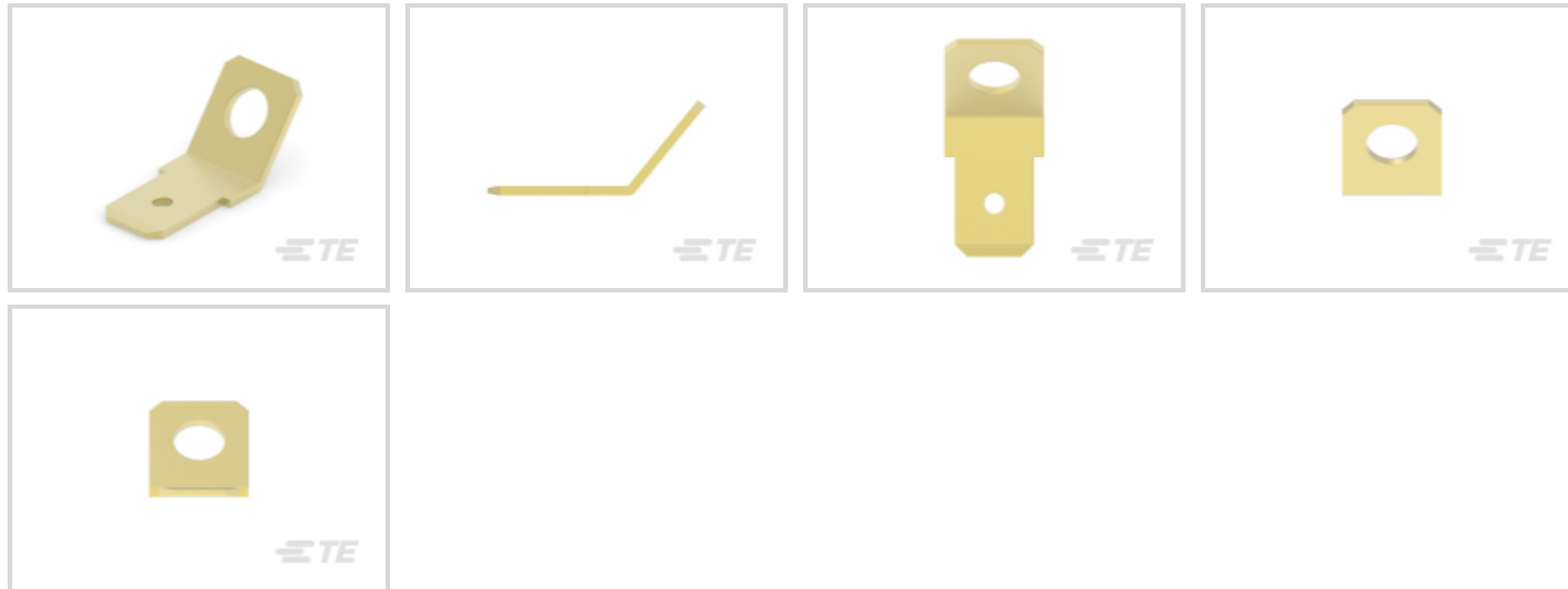
**PIDG**

TE Internal #: 6-1377174-2

PCB Terminals, Tab, Mating Tab Width .25 in [6.35 mm], Through Hole - Screw, Tin Plating, Stud Hole, Box, Terminates To Printed Circuit Board, PIDG

[View on TE.com >](#)

Terminals & Splices > PCB Terminals



PCB Terminal Type: **Tab**

Mating Tab Width: **6.35 mm [ .25 in ]**

Mating Tab Thickness: **.81 mm [ .032 in ]**

Termination Method to Printed Circuit Board: **Through Hole - Screw**

Terminal Plating Material: **Tin**

**Features**

**Product Type Features**

|                             |            |
|-----------------------------|------------|
| PCB Terminal Mounting Style | Stud Mount |
| Insulated                   | No         |
| Sealable                    | No         |

**Configuration Features**

|                |      |
|----------------|------|
| Stud Hole      | Yes  |
| Terminal Angle | 45 ° |

**Contact Features**

|                           |                 |
|---------------------------|-----------------|
| PCB Terminal Type         | Tab             |
| Mating Tab Width          | 6.35 mm[.25 in] |
| Mating Tab Thickness      | .81 mm[.032 in] |
| Terminal Plating Material | Tin             |
| Terminal Size             | .25             |
| Terminal Orientation      | 45 Bend         |

**Termination Features**



|   |                      |
|---|----------------------|
| Termination Method to Printed Circuit Board | Through Hole - Screw |
|---|----------------------|

|                       |                       |
|-----------------------|-----------------------|
| Product Terminates To | Printed Circuit Board |
|-----------------------|-----------------------|

### Dimensions

|               |                |
|---------------|----------------|
| Stud Diameter | 4 mm [.157 in] |
|---------------|----------------|

### Usage Conditions

|                   |             |
|-------------------|-------------|
| Insulation Option | Uninsulated |
|-------------------|-------------|

|                             |                 |
|-----------------------------|-----------------|
| Operating Temperature Range | 170 °C [338 °F] |
|-----------------------------|-----------------|

### Packaging Features

|                    |    |
|--------------------|----|
| Packaging Quantity | 50 |
|--------------------|----|

|                  |     |
|------------------|-----|
| Packaging Method | Box |
|------------------|-----|

### Product Compliance

[For compliance documentation, visit the product page on TE.com>](#)

|                              |           |
|------------------------------|-----------|
| EU RoHS Directive 2011/65/EU | Compliant |
|------------------------------|-----------|

|                             |           |
|-----------------------------|-----------|
| EU ELV Directive 2000/53/EC | Compliant |
|-----------------------------|-----------|

|   |   |
|---|---|
| China RoHS 2 Directive MIIT Order No 32, 2016 | No Restricted Materials Above Threshold |
|---|---|

|  |   |
|--|---|
| EU REACH Regulation (EC) No. 1907/2006 | Current ECHA Candidate List: JUNE 2022 (224)<br>Candidate List Declared Against: JUNE 2022 (224)<br>Does not contain REACH SVHC |
|--|---|

|                 |   |
|-----------------|---|
| Halogen Content | Low Halogen - Br, Cl, F, I < 900 ppm per homogenous material. Also BFR/CFR/PVC Free |
|-----------------|---|

|                           |  |
|---------------------------|--|
| Solder Process Capability | Not applicable for solder process capability |
|---------------------------|--|

#### Product Compliance Disclaimer

This information is provided based on reasonable inquiry of our suppliers and represents our current actual knowledge based on the information they provided. This information is subject to change. The part numbers that TE has identified as EU RoHS compliant have a maximum concentration of 0.1% by weight in homogenous materials for lead, hexavalent chromium, mercury, PBB, PBDE, DBP, BBP, DEHP, DIBP, and 0.01% for cadmium, or qualify for an exemption to these limits as defined in the Annexes of Directive 2011/65/EU (RoHS2). Finished electrical and electronic equipment products will be CE marked as required by Directive 2011/65/EU. Components may not be CE marked. Additionally, the part numbers that TE has identified as EU ELV compliant have a maximum concentration of 0.1% by weight in homogenous materials for lead, hexavalent chromium, and mercury, and 0.01% for cadmium, or qualify for an exemption to these limits as defined in the Annexes of Directive 2000/53/EC (ELV). Regarding the REACH Regulation, the information TE provides on SVHC in articles for this part number is based on the latest European Chemicals Agency (ECHA) 'Guidance on requirements for substances in articles' posted at this URL: <https://echa.europa.eu/guidance-documents/guidance-on-reach>


## Compatible Parts



## Also in the Series | PIDG



Compression Connectors(17)



Crimp Terminal Housings(1)



Crimp Wire Pins, Tabs & Ferrules(41)




Hand Crimping Tools(2)



Knife Disconnects(11)



PCB Terminals(9)



Quick Disconnects(53)



Ring Terminals & Spade Terminals(861)



Special Purpose Terminals(1)



Splices(48)

## Documents

### Product Drawings

SMP 0-0181949-1

English

### CAD Files

3D PDF



3D

Customer View Model

[ENG\\_CVM\\_CVM\\_6-1377174-2\\_C1.2d\\_dxf.zip](#)

English

Customer View Model

[ENG\\_CVM\\_CVM\\_6-1377174-2\\_C1.3d\\_igs.zip](#)

English

Customer View Model

[ENG\\_CVM\\_CVM\\_6-1377174-2\\_C1.3d\\_stp.zip](#)

English

By downloading the CAD file I accept and agree to the [Terms and Conditions](#) of use.

---

### Datasheets & Catalog Pages

[RADIATION\\_RESISTANT\\_PRE-INSULATED\\_TERMINALS\\_SPLICES](#)

English

---

### Product Specifications

[Application Specification](#)

English